

2012 State Fair Photography Judging

Class 1 Black & White



1

2

3

4

Select class

Class 1 – Black & White

Class 2 – Children

Class 3 – Elevators

Class 4 – Harvest

Class 5 – Silhouettes

Class 6 – Wildlife

Intermediate Problem

Senior Problem

Place this class of four photos in order of best to worst. Click on a photo for a full screen view, click on the large image to return to this page. Write your placing down on paper then **click the button to see official placing and reasons**










Class 1 – Black & White

Placing 1 – 4 – 3 – 2 .

v v v

Cuts 5 3 5 .



#1

Good contrast
Good focus
Nice textures
Good range of tones
Cropped a little to close

#4

Fills the frame
Captures the texture
Good focus
Needs more depth of field
Overexposed on edges
Weak contrast

#3

Good rule of thirds
Focus is good
Good textures
Little underexposed on left side

#2

Nice lines
Nice angle
Not enough depth of field
Boots as subject need to fill frame
Lacks good range of tones

2012 State Fair Photography Judging

Class 2 Children



1



2



3



4

Select class

Class 1 – Black & White

Class 2 – Children

Class 3 – Elevators

Class 4 – Harvest

Class 5 – Silhouettes

Class 6 – Wildlife

Intermediate Problem

Senior Problem

Place this class of four photos in order of best to worst. Click on a photo for a full screen view, click on the large image to return to this page. Write your placing down on paper then **click the button to see official placing and reasons**









Class 2 - Children

Placing 4 – 3 – 1 – 2 .

v v v

Cuts 3 3 4 .



#4

Great color
Good rule of thirds
Fills the frame
Great focus
Creative idea

#3

Good focus
Good lighting
Skin tone a little off
Edge mergers
Blue hat overexposed

#1

Good color
Lighting good
Good reflections
Focus is a little sharp
Background divides picture

#2

Good focus
Interesting expression
Lighting good on face
Distracting background-loses detail

2012 State Fair Photography Judging Class 3 Elevators



1



2



3



4

Select class

Class 1 – Black & White

Class 2 – Children

Class 3 – Elevators

Class 4 – Harvest

Class 5 – Silhouettes

Class 6 – Wildlife

Intermediate Problem

Senior Problem

Place this class of four photos in order of best to worst. Click on a photo for a full screen view, click on the large image to return to this page. Write your placing down on paper then **click the button to see official placing and reasons**



RAILROAD
CROSSING

5

TRACKS



R
02

KY LE
5 95 2

CAPY 190000
EDLMT 20700
LTWT 40300







Class 3 - Elevators

Placing 3 – 4 – 1 – 2 .

v v v

Cuts 3 3 6 .



#3

Good focus
Great shape and lines
Good texture
Sky a little washed out
Good leading lines

#4

Good focus
Color is good
Contrast between
elevator and sky
Background cluttered
Printer banding

#1

Lighting is great
Great depth of field
Too compressed
Edge mergers on right
side

#2

Good color
Light through windows
is great
Too centered
Lack of detail

2012 State Fair Photography Judging

Class 4 Harvest



1



2



3



4

Select class

Class 1 – Black & White

Class 2 – Children

Class 3 – Elevators

Class 4 – Harvest

Class 5 – Silhouettes

Class 6 – Wildlife

Intermediate Problem

Senior Problem

Place this class of four photos in order of best to worst. Click on a photo for a full screen view, click on the large image to return to this page. Write your placing down on paper then **click the button to see official placing and reasons**









Class 4 - Harvest

Placing 4 – 2 – 3 – 1 .

v v v

Cuts 5 3 5 .



#4

Good focus
Nice light
Nice angle
Nice action
Little overexposed, lower right

#2

Good depth of field
Color is ok
Rule of thirds
Good use of angle
Out of focus in front
Merger on left side

#3

Good color
Good combination of elements
Good rule of thirds
Not straight on the foreground-weakens picture

#1

Focus is good
Centered
More depth of field
Pixilized
Bland color- overexposed

2012 State Fair Photography Judging

Class 5 Silhouettes



1



2



3



4

Select class

Class 1 – Black & White

Class 2 – Children

Class 3 – Elevators

Class 4 – Harvest

Class 5 – Silhouettes

Class 6 – Wildlife

Intermediate Problem

Senior Problem

Place this class of four photos in order of best to worst. Click on a photo for a full screen view, click on the large image to return to this page. Write your placing down on paper then **click the button to see official placing and reasons**










Class 5 - Silhouettes

Placing 4 – 2 – 1 – 3 .

v v v

Cuts 5 2 6 .



#4

Good rule of thirds
Sharp lines
Good cropping
Good placement of horizon
Closeness of silhouettes

#2

Nice action, body placement & "S" curves
Highlights in foreground
Little to much black area
Tighter cropping
Doesn't fill frame

#1

Fills the frame
Good colors
Nice placing of sun
Glue and scratches on photo

#3

Good color & focus
Too centered
Too small in the frame
Lose the boots/legs in the foreground

2012 State Fair Photography Judging


Class 6 Wildlife



1



2



3



4

Select class

Class 1 – Black & White

Class 2 – Children

Class 3 – Elevators

Class 4 – Harvest

Class 5 – Silhouettes

Class 6 – Wildlife

Intermediate Problem

Senior Problem

Place this class of four photos in order of best to worst. Click on a photo for a full screen view, click on the large image to return to this page. Write your placing down on paper then **click the button to see official placing and reasons**










Class 6 - Wildlife

Placing 2 – 4 – 1 – 3 .

v v v

Cuts 4 3 4 .



#2

Fills frame
Nice focus
Eye placement rule of thirds
Contrast/highlights
Depth of field

#4

Good focus
Depth of field good
Color contrast good
Too centered

#1


Good focus
Depth of field
Good color
Needs to fill frame
Centered

#3

Fills the frame
Overexposed background
Centered
Edge mergers distract

2012 State Fair Photography Judging

Intermediate Problem



1

2

3

4

Select class

Class 1 – Black & White

Class 2 – Children

Class 3 – Elevators

Class 4 – Harvest

Class 5 – Silhouettes

Class 6 – Wildlife

Intermediate Problem

Senior Problem

Match the photo to the correct statement. Use each photo only once.

A. ___ Golden rectangle B. ___ Back Lighting

C. ___ Side Lighting D. ___ Rule of Thirds

Click on a photo for a full screen view, click on the large image to return to this page. Write your placing down on paper then **click the button to see official placing and reasons**










Intermediate Problem

Placing 2 – 4 – 1 – 3 .

1 correct = 13 points

2 correct = 25 points

4 correct = 50 points



#2


#4

#1

#3

2012 State Fair Photography Judging

Senior Problem



1

2

3

4

5

Select class

Class 1 – Black & White

Class 2 – Children

Class 3 – Elevators

Class 4 – Harvest

Class 5 – Silhouettes

Class 6 – Wildlife

Intermediate Problem

Senior Problem

Select the photos that could be improved by these camera functions Use each photo only once.

- A. ___ ISO setting B. ___ *f*-Stop (Aperture)
C. ___ White Balance D. ___ Histogram

Click on a photo for a full screen view, click on the large image to return to this page. Write your placing down on paper then **click the button to see official placing and reasons**











Senior Problem

Placing 4 – 3 – 1 – 5 .

1 correct = 13 points

2 correct = 25 points

3 correct = 38 points

4 correct = 50 points



#4

Image has noise usually caused by a high ISO.

#3

A smaller f-stop (large aperture) would cause the clutter in the background to be out of focus.

#1

Setting the white balance for the type of light to capture better color.

#5

Use the Histogram to get a better idea of the exposure.